
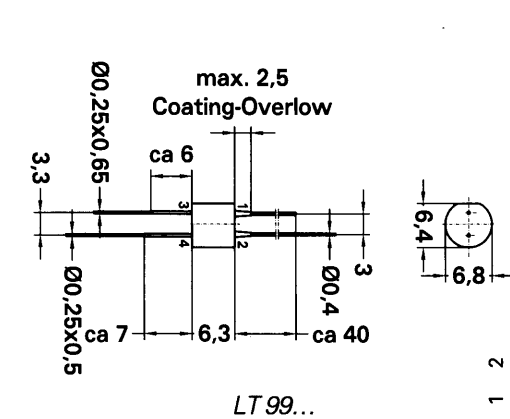
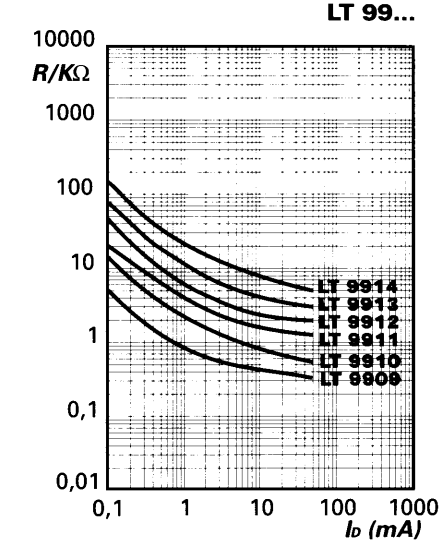
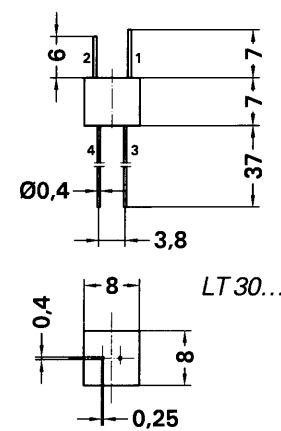
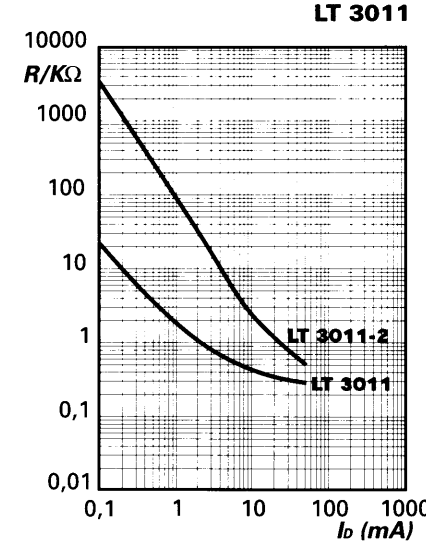
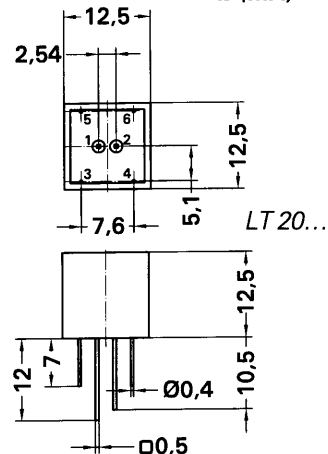
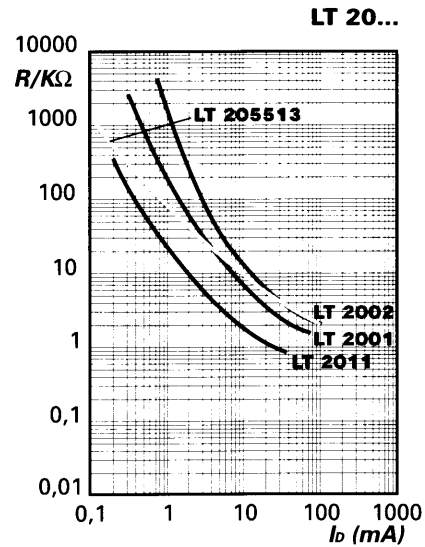
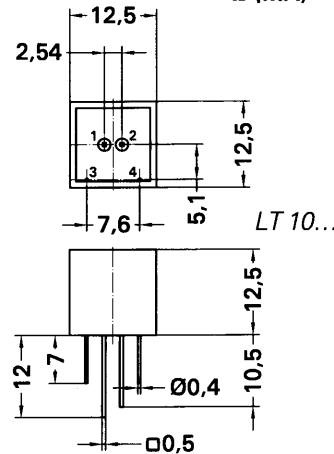
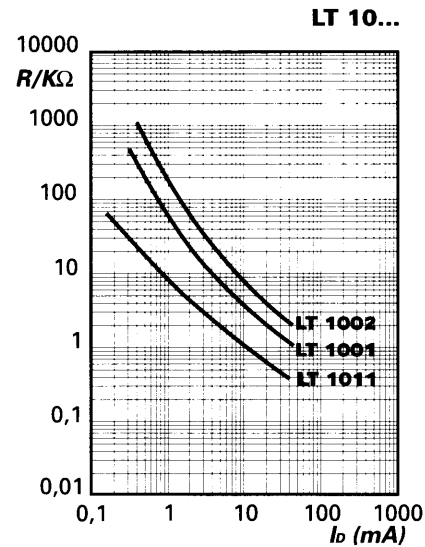
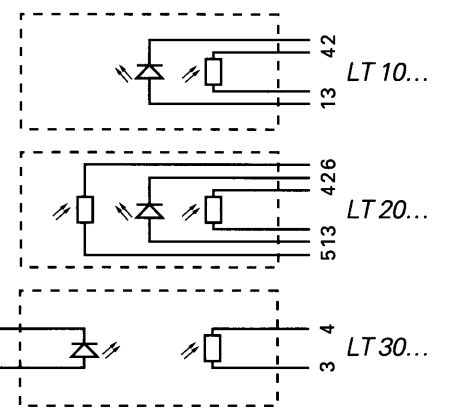


**LT 10...**  
**LT 20...**  
**LT 30...**  
**LT 99...**

- R1mA** Output Resistance at  $I_f = 1\text{mA}$
- R20mA** Output Resistance at  $I_f = 20\text{mA}$
- R01** Dark Resistance after 1 sec ( $I_f = 0$ )
- R05** Dark Resistance after 5 sec ( $I_f = 0$ )
- Top** Operating Temperature Range
- Tst** Storage Temperature Range
- Cc** Input/Output Coupling Capacity
- Vi** Input/Output Insulation Voltage
- TC** Modul Temperature Coefficient
- Ii** Diode Forward Current
- Vr** Reverse Voltage
- ton** Rise Time to 63% of Final R20
- toff** Decay Time to 37% of initial R20
- Cs** Output Capacity
- Vmax** Output Voltage at  $I_f = 0$
- Pmax** Output Power Dissipation at 25°C



**Circuit diagrams**



**Typical Electro-Optical Characteristics**

Type	R 1mA [kΩ]	R 20mA typ. [kΩ]	R01 min. [MΩ]	R05 min. [MΩ]	Top range [°C]	Tst range [°C]	Cc max. [pF]
<i>Single Channel Optocoupler</i>							
LT 1001	-	2.0	0.5	1.5	-20 ... +70	-20 ... +70	1
LT 1002	-	4.0	1.0	3.0	-20 ... +70	-20 ... +70	1
LT 1011	-	0.6	0.1	0.3	-20 ... +70	-20 ... +70	1
LT 3011-2	-	1.0	3.0	9.0	-20 ... +60	-20 ... +80	1
LT 3011	-	0.32	0.1	0.3	-20 ... +70	-20 ... +70	1
LT 9909	0.7 ... 1.2	0.35	0.06	0.18	-20 ... +70	-20 ... +70	1
LT 9910	1.2 ... 2.5	0.7	0.06	0.18	-20 ... +70	-20 ... +70	1
LT 9911	2.0 ... 5.0	1.5	0.1	0.3	-20 ... +70	-20 ... +70	1
LT 9912	4.5 ... 9.0	2.0	0.2	0.6	-20 ... +70	-20 ... +70	1
LT 9913	8 ... 16	3.5	0.5	1.5	-20 ... +70	-20 ... +70	1
LT 9914	14 ... 25	6.0	0.7	2.1	-20 ... +70	-20 ... +70	1
<i>Dual Channel Optocoupler/Element Deviation &lt; 20%</i>							
LT 2001	-	3.0	0.3	0.9	-20 ... +70	-20 ... +70	1
LT 2002	-	6.0	1.0	3.0	-20 ... +70	-20 ... +70	1
LT 2011	-	1.0	0.1	0.3	-20 ... +70	-20 ... +70	1
LT 205513	-	5.0	0.5	1.5	-20 ... +80	-20 ... +80	1

\*customized selections available on request

**Limit Values**

Vi min. [V]	TC 10 lux [%/°K]	If max. DC [mA]	Vr max. [V]	ton typ. [msec]	toff typ. [msec]	Cs max. [pF]	Vmax [V]	Pmax [mW]
		<i>LED (Input)</i>		<i>Photoresistor (Output)</i>				
2500	0.4	25	4	40	30	2	100	150
2500	0.4	25	4	30	25	2	150	150
2500	0.4	25	4	50	40	2	150	150
2500	2.0	25	4	10	10	2	50	50
2500	0.4	25	4	50	40	2	100	75
1000	0.4	25	4	40	40	1	50	50
1000	0.4	25	4	40	40	1	50	50
1000	0.4	25	4	50	40	1	100	50
1000	0.4	25	4	40	30	1	100	50
1000	0.4	25	4	35	30	1	100	50
1000	0.4	25	4	35	30	1	100	50
		<i>LED (Input)</i>		<i>Photoresistor (Output)</i>				
2500	0.4	25	4	40	30	2	100	100
2500	0.4	25	4	30	25	2	100	100
2500	0.4	25	4	50	40	2	100	100
2500	0.25	25	4	30	30	2	100	100